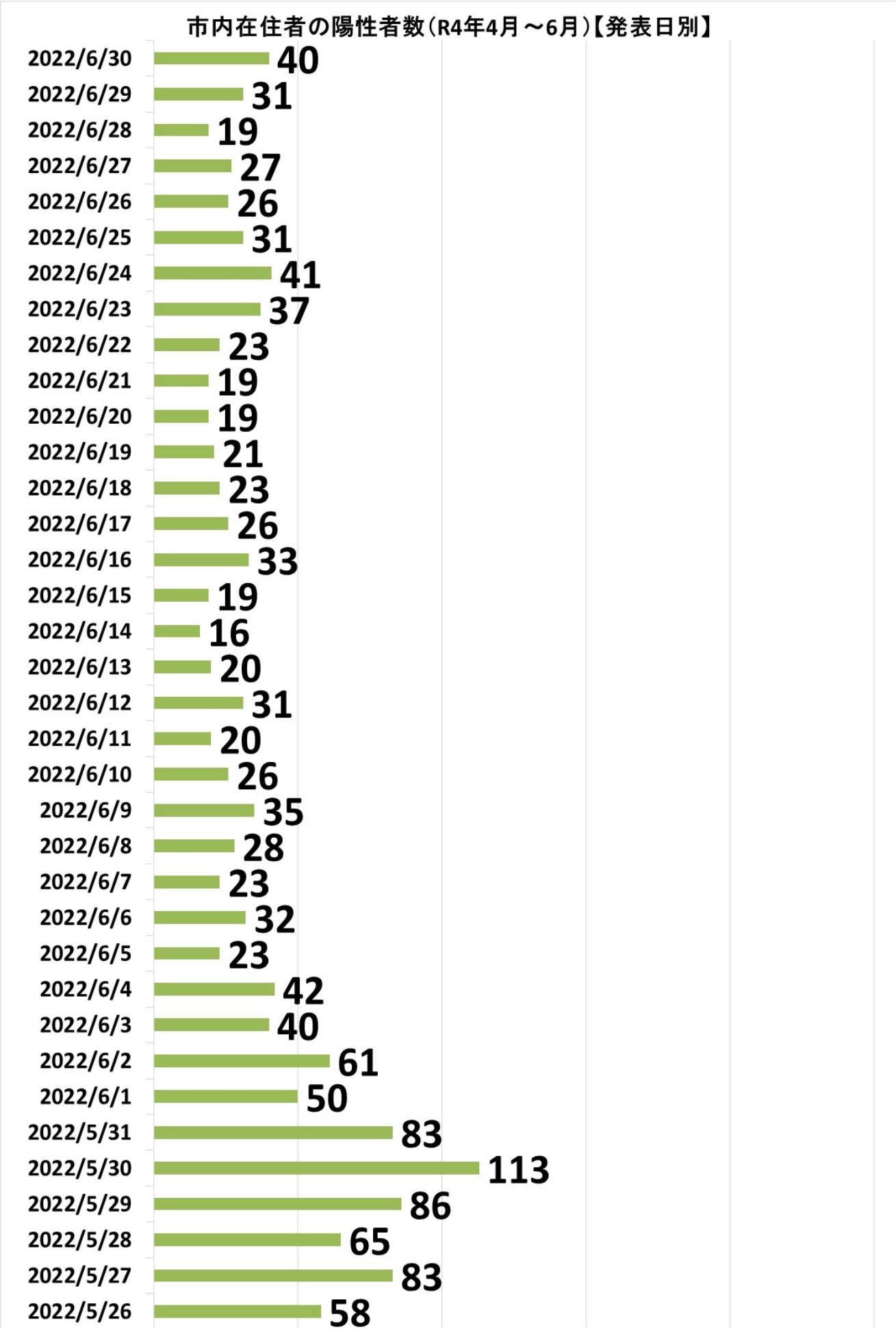
市内在住者の陽性者数（R4年4月～6月）【発表日別】
2022/6/30 40
2022/6/29 31
2022/6/28 19
2022/6/27 27
2022/6/26 26
2022/6/25 31
2022/6/24 41
2022/6/23 37
2022/6/22 23
2022/6/21 19
2022/6/20 19
2022/6/19 21
2022/6/18 23
2022/6/17 26
2022/6/16 33
2022/6/15 19
2022/6/14 16
2022/6/13 20
2022/6/12 31
2022/6/11 20
2022/6/10 26
2022/6/9 35
2022/6/8 28
2022/6/7 23
2022/6/6 32
2022/6/5 23
2022/6/4 42
2022/6/3 40
2022/6/2 61
2022/6/1 50
2022/5/31 83
2022/5/30 113
2022/5/29 86
2022/5/28 65
2022/5/27 83
2022/5/26 58

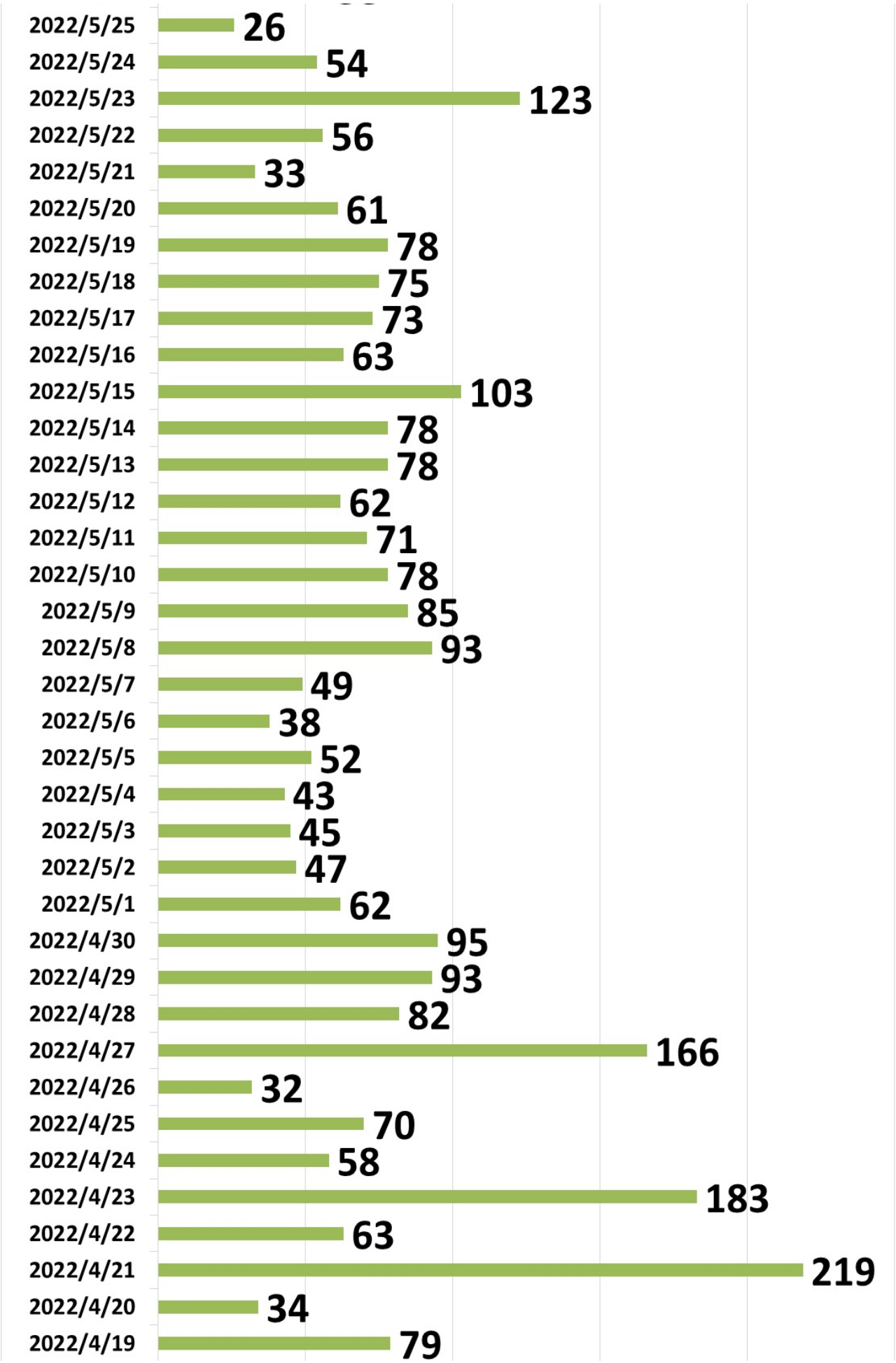
2022/5/25 26
2022/5/24 54
2022/5/23 123
2022/5/22 56
2022/5/21 33
2022/5/20 61
2022/5/19 78
2022/5/18 75
2022/5/17 73
2022/5/16 63
2022/5/15 103
2022/5/14 78
2022/5/13 78
2022/5/12 62
2022/5/11 71
2022/5/10 78
2022/5/9 85
2022/5/8 93
2022/5/7 49
2022/5/6 38
2022/5/5 52
2022/5/4 43
2022/5/3 45
2022/5/2 47
2022/5/1 62
2022/4/30 95
2022/4/29 93
2022/4/28 82
2022/4/27 166
2022/4/26 32
2022/4/25 70
2022/4/24 58
2022/4/23 183
2022/4/22 63
2022/4/21 219
2022/4/20 34
2022/4/19 79

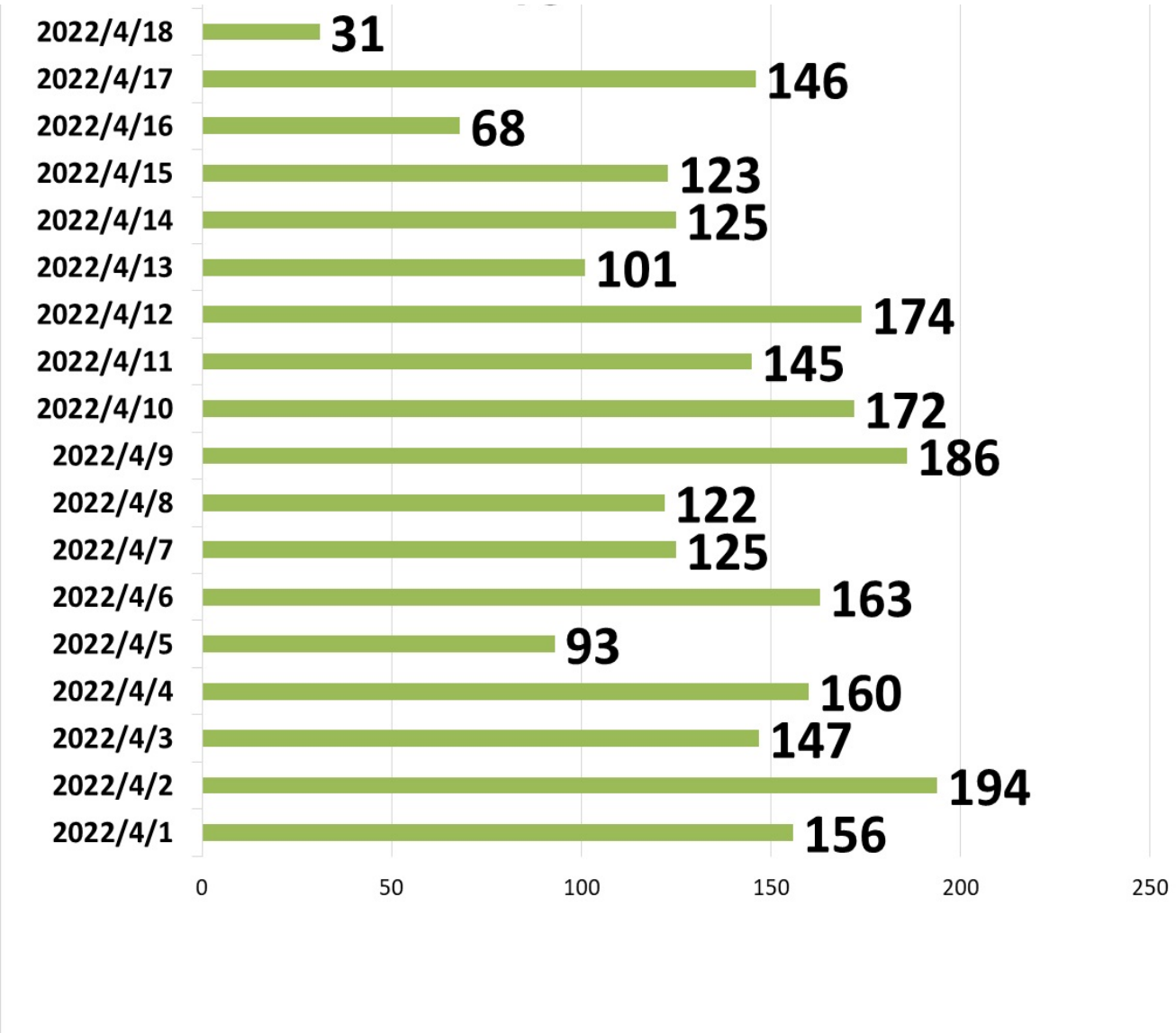
2022/4/18
31
2022/4/17
146
2022/4/16
68
2022/4/15
123
2022/4/14
125
2022/4/13
101
2022/4/12
174
2022/4/11
145
2022/4/10
172
2022/4/9
186
2022/4/8
122
2022/4/7
125
2022/4/6
163
2022/4/5
93
2022/4/4
160
2022/4/3
147
2022/4/2
194
2022/4/1
156
0
50
100
150
200
250